



2007/8 FITT Member Survey

2007/8 FITT Member Survey was emailed to 1,292 members via Survey Monkey on 18 November 2007 and closed on 3 January 2008.

Notice about the survey was included in the November newsletter and a follow up email was sent to those who have not responded after 2 weeks.

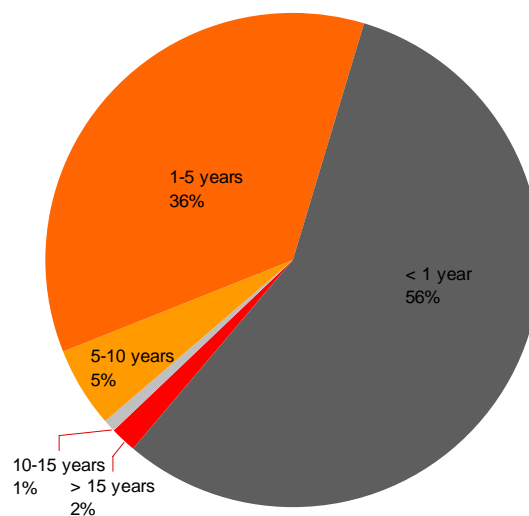
243 (18.8%) of the FITT member base responded to the survey and one lucky person who has made a meaningful contribution will go into a draw to win a free ticket to the March FITT International Women's Day Luncheon.

Two new questions (Q3, Q4) were added and some 2006 questions were modified.

Where possible, responses are compared to last year's survey and graphs are based on 2007 responses.

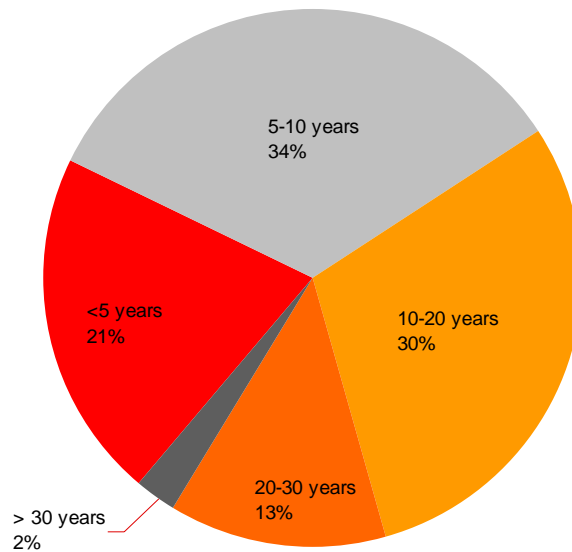
Q1: How long have you been a member of FITT? [FITT started in 1989]

Answer Options	2007/8		2006/7	
	Response Percent	Response Count	Response Percent	Response Count
Less than 1 year	56.4%	137	57.5%	111
1 – 5 years	35.8%	87	37.8%	73
5 - 10 years	5.3%	13	1.6%	3
10 - 15 years	0.8%	2	2.6%	5
More than 15 years	1.6%	4	0.5%	1
<i>answered question</i>		243		193



Q2: How long have you worked in the ICT industry?

	2007/8		2006/7	
Answer Options	Response Percent	Response Count	Response Percent	Response Count
Less than 5 years	21.3%	51	21.0%	41
5 – 10 years	33.8%	81	30.3%	59
10 - 20 years	30.0%	72	28.2%	55
20 - 30 years	13.3%	32	19.0%	37
More than 30 years	2.5%	6	1.5%	3
<i>answered question</i>		240		195



Q3: If you are a student member, how are you enrolled?

	2007/8	
Answer Options	Response Percent	Response Count
Full time	31.4%	11
Part time	34.3%	12
Other	34.3%	12
<i>answered question</i>		35

Q4: If you are a student member, where are you currently studying at?

	2007/8	
Answer Options	Response Percent	Response Count
High School	0.0%	0
TAFE	13.8%	4
University	58.6%	17
Other	27.6%	8
<i>answered question</i>		29

More members attended FITT-promoted conference and mentoring program during 2007 than 2006.
Less members attended breakfast and evening networking events.

Q5: Which FITT events, programs or services did you access during 2007?

Answer Options	2007/8		2006/7	
	Response Percent	Response Count	Response Percent	Response Count
Networking lunch event	49.7%	74	48.4%	59
Networking breakfast event	19.5%	29	29.5%	36
Networking evening event	26.2%	39	30.3%	37
Networking social event	28.9%	43	26.2%	32
Mentoring program	10.1%	15	6.6%	8
Skills development program	2.7%	4	3.3%	4
Student work experience hosting	0.7%	1	0.8%	1
Sponsorship program eg sponsored an event	0.7%	1	1.6%	2
Website service eg resources via links and information	27.5%	41	27.0%	33
FITT-promoted conference eg CeBIT	23.5%	35	18.0%	32
<i>answered question</i>		149		122

More members were satisfied with FITT events organised during 2007 (83.8%) than 2006 (80.5%).
Satisfaction is measured by combination of "Met expectations" and "Above expectations".

Q6: How would you rate the FITT events you have attended overall?

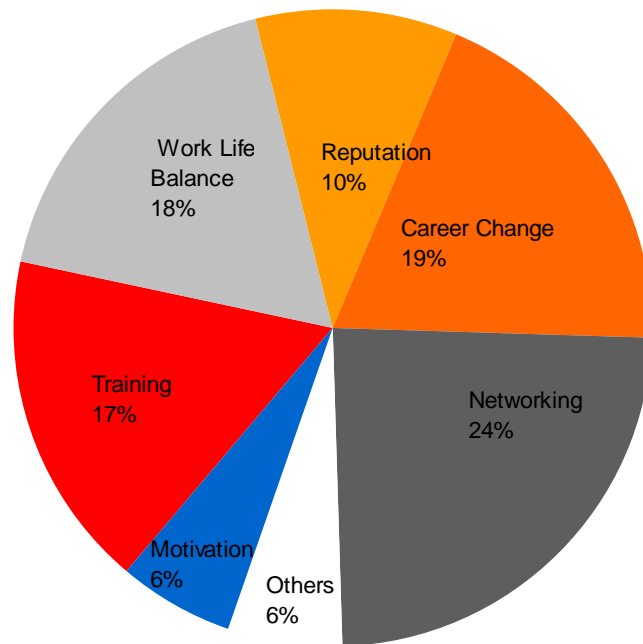
Answer Options	2007/8		2006/7	
	Response Percent	Response Count	Response Percent	Response Count
Below expectations	6.5%	10	5.5%	7
Met expectations	55.2%	85	58.6%	75
Above expectations	28.6%	44	21.9%	28
Other (please specify)	14.9%	23	15.6%	20
<i>answered question</i>		154		128

Majority of members found e-news "useful", 86.2% in 2007 compared with 90.8% in 2006.
"Useful" is measured by combination of "Very useful" and "Useful" responses.

Q7: How useful were the newsletters and announcements emailed to you in 2007 for updating you on FITT, its events, programs and ICT industry news?

Answer Options	2007/8		2006/7	
	Response Percent	Response Count	Response Percent	Response Count
Very useful	27.5%	52	29.6%	45
Useful	58.7%	111	61.2%	93
Not useful	10.6%	20	6.6%	10
Comments	11.1%	21	5.9%	9
<i>answered question</i>		189		152

Q8: What 3 challenges are you facing in your career and/or personal life that you think FITT could help with in 2008?



Q9: Please share any ideas on what FITT could do to encourage and support women in the ICT industry generally.

Answer Options	
Provide professional online courses	
More technical articles, role model female IT bios	
Student work placement	
Wider promotion of FITT events and endeavours, especially to corporates and senior managements	
Discussion groups and forums	
Shorter events eg 1 hour rather than luncheons that go on for 2.5 hours	
Structured networking events	
Local area group discussions	
More mentoring programs and Candy Tymson like speakers	
Provide career advice, more visits to students and raise profile of variety of ICT roles	
<i>answered question</i>	70

Q10: Please show your interest level on any of the following topics, if offered by FITT.

Answer Options	Very Interested	Interested	Combined
ICT trends	49.4%	37.3%	86.7%
Networking to build alliances	38.5%	43.5%	82.0%
Email alerts on ICT events	32.1%	48.5%	80.6%
Career Advice	46.1%	32.9%	79.0%
Leadership Development Programs	41.3%	34.4%	75.6%
ICT job announcements	44.7%	27.3%	72.0%
Business support networks	31.0%	40.6%	71.6%
Communication Development Programs	33.8%	33.8%	67.5%
Negotiation Skills Training	28.5%	38.0%	66.5%
Work-life balance Programs	32.9%	33.5%	66.5%
Motivation Programs	30.3%	34.2%	64.5%
Informal coffee networking	29.9%	33.1%	63.1%
ICT Leadership Roundtable Discussion	22.1%	38.3%	60.4%
Technical training updates	20.4%	37.6%	58.0%
Find a buddy for ICT conferences	12.6%	39.1%	51.7%
Fitness routines eg yoga	15.8%	26.6%	42.4%
Boot camps	12.9%	28.6%	41.5%
Volunteering with FITT events	9.7%	29.9%	39.6%
Speaking opportunities	11.8%	24.3%	36.2%
<i>answered question</i>			180

Q11: Please list any other topics of interest to you for networking sessions. If you have a speaker contact details for networking events, please include them.

Answer Options	
Activities to broaden comfort zone	
Networking techniques	
Strategy to create job opportunities	
<i>answered question</i>	17

Q12: What do you think is a reasonable fee to pay to attend events?

Answer Options	\$40-\$60	\$61-\$90	Above \$90	Response Count
Breakfast events	152	6	0	157
Lunch events	116	49	2	165
Dinner events	58	93	19	165
Cocktail events	103	36	4	141
<i>answered question</i>				170

Majority of 2007 respondents are able to attend events at all times. There is a slightly higher preference for early evening events. Significantly larger proportion of 2007 respondents are able to attend dinner events (80.5%) compared with 2006 (6.6%).

Response Percent is a combination of "Able to attend" and "No preference" 2007 responses.

Q13: Which times suit you for networking events?

Answer Options	2007/8		2006/7	
	Response Percent	Response Count	Response Percent	Response Count
Breakfast events	79.7%	126	49.3%	67
Lunch events	83.8%	134	52.2%	71
Cocktails – early evening	87.3%	138	52.2%	71
Dinner events	80.5%	120	6.6%	9
<i>answered question</i>	173		136	

Top 5 training topics interested by members are Presentation (12.1%), Career management (12.1%), Negotiation (11.5%), Communication (9.7%) and Leadership (8.8%). 6th topic is technical courses including ICT trends.

Q14: What topics are of interest to you for workshops and training sessions?

Answer Options	Response Percent	Response Count
Presentation	12.1%	40
Career Mgmt	12.1%	40
Negotiation	11.5%	38
Communication skills	9.7%	32
Leadership	8.8%	29
Technical Courses	8.5%	28
Influencing	7.0%	23
Other	6.1%	20
Inspiration	5.2%	17
Strategy	4.5%	15
Reputation	3.9%	13
Mentoring	3.0%	10
Finance	2.4%	8
Motivation	2.1%	7
Networking	2.1%	7
Encourage more women	0.9%	3
<i>answered question</i>	108	

Q15: If FITT introduced a membership fee, what additional benefits would you like to see included in FITT's services?

Answer Options	
Free/ reduced training charge	
Annual conference	
Free networking events	
Free welcome pack including pens, mugs etc	
Corporate membership fee	
No personal membership fee	
Discounts to non technical related benefits eg yoga,	
Membership details for personal networking	
Benefits to members living outside Sydney	
Access to white papers, ICT trends, member discussion	
Career advice, salary updates	
<i>answered question</i>	82

Majority of members are happy to recommend FITT to others. Increase in proportion to 97.6% in 2007 from 91.7% in 2006.

Q17: Would you recommend friends and colleagues to join FITT?

Answer Options	2007/8		2006/7	
	Response Percent	Response Count	Response Percent	Response Count
Yes	97.6%	160	91.7%	122
No	2.4%	4	8.3%	11
<i>answered question</i>		164		133

Majority of members are satisfied with SC, 94.6% in 2007 and 90.8% in 2006. Satisfaction is a combination of "Met expectations" and "Above expectations".

Q18: How would you rate the 2007 Steering Committee for its facilitation of FITT member services?

Answer Options	2007/8		2006/7	
	Response Percent	Response Count	Response Percent	Response Count
Below expectations	4.6%	7	8.4%	10
Met expectations	57.5%	88	72.3%	86
Above expectations	22.2%	34	10.9%	13
<i>answered question</i>		129		109

Q20: Has participation in FITT events helped you stay in ICT or seek other roles in the ICT industry?

Answer Options	2007/8	2006/7
Yes	25	15
<i>answered question</i>	92	39
	27.2%	38.5%

Q21: In your opinion, what issues make it difficult for women to stay in the ICT industry?

Top three issues members highlighted are Work Life Balance (28.2%), Dealing with gender misconception (27.4%) and negotiating the next career as their circumstances change (13.7%).

Q22: What do you wish your company could do to help retain you in the ICT industry?

Top 3 things companies could do to make members happy are to provide career development (25.3%), offer challenging work (19%) and work life balance (15.2%).

Q23: General Comments

Answer Options

FITT is a great organisation - keep up the good work!

Looking forward to attending more events in 2008

Like to hear more on ICT related issues but good on women related issues

FITT should apply for government funding

answered question

33